

Mainland Exchange Programme for Junior Secondary and Upper Primary Students (2025/26)

Briefing on An Exploration into the Historical Culture and Aerospace Technology in Xi'an

Departure Date: 13 January 2026

Sponsored by the Education Bureau of the Government of HKSAR
Organizer: Huachang Oriental Culture International Exchange Co., Ltd.

Summary

01 Learning Objectives

02 Itinerary

03 Accommodation

04 Instructions & Precautions

05 Emergency Contact


01 Learning Objectives





Learning Objectives

- ◆ Learn about Xi'an's history and culture
- ◆ Learn about Xi'an's important archaeological discoveries and architecture, appreciate the long-standing Chinese culture, and understand that protecting and inheriting Chinese culture is a citizen's responsibility
- ◆ Learn about aerospace technology, understanding the development and achievements of the nation's aerospace sector, cultivating students' national consciousness and sense of national identity, and strengthening their ability to integrate and apply knowledge and skills, as well as their interest in STEAM-related fields



Learning Activities

Before the tour

Browse relevant websites and read books or journals before departure



During the tour

- Select your favourite photo from the photos you took during the tour, with an introduction of 50 words and upload it to Padlet to participate in the **Photo Taking Competition**
- After dinner every day, share your experiences from the trip and consolidate what you have learned with your schoolmates



02

Itinerary



Details of Gathering & Dismissal

Gathering

Date:	13 January 2026 (Tuesday)
Time:	7:15 a.m.
Venue:	LCU

Dismissal

Date:	16 January 2026 (Friday)
Time:	About 8:30 p.m. (Subject to the arrival time of the flight)
Venue:	LCU

Remarks:

- ★ Please **be punctual** and make sure you have **brought all relevant travel documents**
- ★ **Latecomers have to go to the airport by themselves**
- ★ **No fees will be refunded if you miss the flight**
- ★ Please **keep your mobile phone switched on**



Flight Information

HK to Xi'an

Date: 13 Jan 2026

Flight: CX946

Departure time: 11:10

Arrival time: 14:45

Xi'an to HK

Date: 16 Jan 2026

Flight: CX947

Departure time: 15:50

Arrival time: 19:10

- The time is estimated and may be advanced or delayed according to the actual situation

Day 1 (13 January 2026)

7:15 a.m.	<ul style="list-style-type: none">• Meet at LCU
7:30 a.m.	<ul style="list-style-type: none">• Coach to HK International Airport (Flight: CX946 11:10-14:35)
	<ul style="list-style-type: none">• Lunch on the plane
PM	<ul style="list-style-type: none">• Visit The Bell Tower of Xi'an
	<ul style="list-style-type: none">• Reflection and sharing session

**** The itinerary time and order will be adjusted according to the actual situation, and the final arrangement shall prevail.**

Day 2 (14 January 2026)

6:30 a.m.	<ul style="list-style-type: none">• Breakfast
AM	<ul style="list-style-type: none">• Visit the Emperor Qinshihuang's Mausoleum Site Museum and experience making your own Terracotta Warriors.
12:00 noon	<ul style="list-style-type: none">• Lunch
PM	<ul style="list-style-type: none">• Visit Daming Palace National Heritage Park
	<ul style="list-style-type: none">• Dinner & Reflection and sharing session

**** The itinerary time and order will be adjusted according to the actual situation, and the final arrangement shall prevail.**

Day 3 (15 January 2026)

6:30 a.m.	• Breakfast
AM	• Visit Xi'an Wei Yang Fang Xin Primary School (西安未央區方新小學)
12:00 noon	• Lunch
PM	• Visit Shaanxi Science and Technology Museum • Visit No. 9 Universe Science Popularization and Research Base
	• Visit Datang Everbright City
	• Dinner & Reflection and sharing session

** The itinerary time and order will be adjusted according to the actual situation, and the final arrangement shall prevail.

Day 4 (16 January 2026)

6:30 a.m.	• Breakfast
AM	• Visit Shaanxi History Museum
12:00 n.n.	• Lunch
PM	• Back to Hong Kong (CX947 15:50-19:10)
8:30 p.m.	• Dismissal at LCU

** The itinerary time and order will be adjusted according to the actual situation, and the final arrangement shall prevail.

Introduction of Xi'an

- **Xi'an** is the capital of the Chinese province of Shaanxi. A sub-provincial city on the Guanzhong plain, the city is the third-most populous city in Western China after Chongqing and Chengdu, as well as the most populous in Northwestern China. Its total population was 12.95 million in the 2020 census, including an urban population of 9.28 million.
- Xi'an is one of the oldest cities in China. Known as Chang'an throughout much of its history, Xi'an is one of China's Four Great Ancient Capitals, having held the position under several of the most important dynasties in Chinese history, including the Western Zhou, Qin, Western Han, Sui, Northern Zhou and Tang.



China's Oldest City, Xi'an

<https://www.youtube.com/watch?v=wUPCAduqyIw>



Xi'an | A Journey Across Three Thousand Years Begins Here

<https://www.youtube.com/watch?v=CoObTDl4EiE>



The Bell Tower of Xi'an

- ◆ Learn about the history and ancient architectural art of the Bell Tower and Drum Tower, and appreciate Chinese culture

Overview

- ◆ The "Bell and Drum Towers" is a collective term for the Bell Tower and Drum Tower, both ancient timekeeping structures. Located in the centre of Xi'an, the Bell Tower and Drum Tower are the largest and best-preserved of their kind in China.



Emperor Qinshihuang's Mausoleum Site Museum



- ◆ Learn about the folk customs, artistic, and military significance they embody, and appreciate China's long history by visiting the Terracotta Army pits and excavating the Qin terracotta warriors, horses, chariots, and other unearthed artefacts.
- ◆ Experience the traditional craft-making process and appreciate Chinese culture through the hands-on making of terracotta warriors.

Overview

- ◆ The Mausoleum of the First Qin Emperor is located at the foot of Mount Li, 5 kilometres east of Lintong County, Shaanxi Province. Construction began between 246 BC and 208 BC, lasting 39 years. It is the first large-scale and well-designed imperial mausoleum in Chinese history. The complex structure of the Mausoleum of the First Qin Emperor was designed and built in imitation of the layout of his capital, Xianyang. The terracotta figures, slightly smaller than human figures, are varied in form, and together with their warhorses, chariots, and weapons, they form a perfect masterpiece of realism while also preserving extremely high historical value.

Daming Palace National Heritage Park

- ◆ Explore the characteristics of Tang Dynasty palace architecture, experience the grandeur and magnificence of the ruins park, and the long and rich history and culture of China.
- ◆ Understand the importance of preserving cultural relics and the challenges it faces.

Overview

- ◆ Daming Palace National Heritage Park is located at No. 585 Ziqiang East Road, Xincheng District, Xi'an City, Shaanxi Province. Construction of Daming Palace began in the eighth year of the Zhenguan era of the Tang Dynasty (634 AD), initially named Yong'an Palace. In January of the ninth year of the Zhenguan era (635 AD), it was renamed Daming Palace, serving as the ruling centre of the Tang Dynasty for over 200 years. In the first year of the Tianyou era of the Tang Dynasty (904 AD), the Daming Palace was abandoned and reduced to ruins. The Daming Palace National Heritage Park was opened to the public on 1 October 2010.



Xi'an Wei Yang District Fangxin Primary School

- ◆ Get to know the local students' campus life and exchange learning experiences;
- ◆ Understand, recognize, and respect the local culture.

Overview

- ◆ Established: 1964
- ◆ Scale: 49 classes (about 2,822 students)
- ◆ Vision: Philanthropy and Appreciation
- ◆ Mission:
 - ◆ Cultivate students' intelligence and talents
 - ◆ Develop students' interests and hobbies;
 - ◆ Nurture students' character
 - ◆ Build students' potential for success.



Shaanxi Science and Technology Museum

- ◆ Understand the development and application of science and technology and enhance students' scientific and technological knowledge.
- ◆ Reflect on how science and technology are applied in daily life and understand that technological progress strengthens national power and benefits the country's long-term growth.

Overview

- ◆ The Shaanxi Science and Technology Museum, affiliated with the Shaanxi Provincial Association for Science and Technology, is a public science education facility. The museum currently has a building area of 9,770 square meters, with an exhibition and education area of 6,405 square meters, including 4,736 square meters of permanent exhibition space.



Universe No. 9 Science Popularization

- ◆ Learn about aerospace knowledge and inspire their interest and ability to explore scientific mysteries.
- ◆ Broaden students' understanding of related industries through simulated aircraft operation.
- ◆ Understand the development plan of Xi'an Aerospace, learn about the country's aerospace technology achievements, and cultivate students' national consciousness and sense of national identity.

Overview

- ◆ The No. 9 Space Science and Technology Museum is a space-themed science popularisation venue located in Xi'an, Shaanxi Province. It officially opened to the public in July 2018. Through three immersive exhibition areas, the museum offers science popularisation and experience projects such as satellite design, space exploration simulation, and interactive rocket launch, and is committed to space science and technology education for young people.



Datang Everbright City



- ◆ Experience the residents' lifestyle, culture, economic development, and social landscape.
- ◆ Understand, appreciate, and respect the local cultures.

Overview

- ◆ The Tang Paradise is Xi'an's most famous pedestrian street and scenic area, modelled after Tang Dynasty architecture. The Tang Paradise comprises four main squares: the North Square of the Big Wild Goose Pagoda, Xuanzang Square, Zhenguan Square, and the Innovation and New Era Square. It also houses four major cultural venues: the Xi'an Concert Hall, the Shaanxi Grand Theatre, the Xi'an Art Museum, and the Qujiang Pacific Cinema.

Shaanxi History Museum

- ◆ Visit a large national museum, view precious cultural relics, and learn about, appreciate, and respect the long history and culture of Shaanxi and the nation.
- ◆ Recognise and experience the wisdom and creativity of the ancient Chinese by visiting ancient artefacts related to mathematics and science.

Overview

- ◆ The Shaanxi History Museum is located northwest of the Tang Dynasty Giant Wild Goose Pagoda in the southern suburbs of Xi'an. It was China's first large-scale modern national museum, marking a new milestone in the development of China's museum industry. The museum complex is a Tang-style architectural ensemble with a central hall and four corner towers, its main and secondary buildings arranged in a well-ordered and varied manner, exuding a majestic and solemn atmosphere, and integrating national tradition, local characteristics, and the spirit of the times.



03

Accommodation



Hotel Information

日期 Date	1月13日-15日 January 13-15
名稱 Name	西安建國飯店 (暫定) Xi'an Jiankuo Hotel (tentative)
地址 Address	西安碑林區互助路2 號 No. 2 Huzhu Road, Beilin District, Xi'an
電話 Telephone	+86-29-82598888



Wi-Fi is available, but reception in the room is generally expected to be poor. Mainland China **Wi-Fi connections require a mainland China mobile phone number or WeChat.**



The central air conditioning system in Xi'an hotels will be shut down for cooling purposes from October to April of the following year. **Central heating of the hotel will begin in Xi'an on November 15th, and the rooms will be warm and dry.**

Guidelines in the Hotel (1)

- 01 Upon arrival, please follow the tour leader's instructions and **familiarise yourself with the location of the fire escape.**
- 02 To ensure personal safety, **students are not allowed to leave the hotel during their stay.**
- 03 Check the facilities in the room immediately after check-in. Notify the tour leader or teachers of any repair or replacement, if any.
- 04 **It is strictly forbidden to change rooms without permission.**
- 05 It is **forbidden to enter the room of the opposite sex** or allow classmates or strangers of the opposite sex to enter your room or stay overnight.
- 06 Students must return to their rooms and stop all activities **before 10 p.m.**
- 07 **Keep quiet** and avoid disturbing others' rest.
- 08 If a stranger knocks on the door, **do not open the door and call the front desk**, tour leader, or accompanying teacher immediately.

Guidelines in the Hotel (2)

- 09 Keep personal belongings (wallets, cameras, mobile phones, etc.) safe. Tablets and headphones are not allowed.
- 10 Please carry your valuables with you.
- 11 The hotel provides basic toiletries. Please bring your own toothpaste, toothbrush, shampoo, shower gel, slippers, etc.
- 12 Additional expenses, such as long-distance calls, drinks, luggage handling fees, and the "PAY" sign on the hotel TV, are at the student's own expense. Please pay by yourself when checking out.
- 13 Pay attention to the safe use of electrical facilities.
- 14 When using the restroom, please mind your steps to prevent slipping.
- 15 Always pay attention to the location of emergency exits and escape directions.
- 16 Remember to take away all luggage and personal belongings before checking out. Lost properties cannot be retrieved.

Meal Arrangement

- 1 The hotel provides a buffet breakfast. The main meal is served in a banquet style, usually in a restaurant. **Halal food will be provided.**
- 2 Each table has approximately 10-12 people. Please take the seat assigned by the teacher.
- 3 The meals are nutritionally balanced and generously portioned, with local specialities incorporated in moderation.
- 4 Any special dietary requirements, such as **food allergies**, should be **declared before departure** so the organisers can make arrangements.
- 5 This tour is not an average gourmet or luxury tour.
- 6 To ensure that public funds are well spent, meals and accommodation arrangements are based on "safety", "hygiene" and "simplicity".
- 7 **Cherish food and avoid wasting it.**
- 8 Maintain a tidy environment at all times and respect the natural surroundings.
- 9 Due to food hygiene risks, students **should not** purchase takeaway food/drinks during their trip.
- 10 Teachers will assess the health risks and, after consultation with the organiser, establish clear school-based requirements. Students must strictly follow school instructions.

✂ Please pay attention to food hygiene and comply with the arrangements.

04

Instructions & Precautions



Health guidelines

Before departure

- **Declare** any health conditions (such as heart disease, asthma, etc.) and **food allergies**.
- Check your own temperature; those with a fever ($\geq 37.5^{\circ}\text{C}$) should not travel.
- Consult your family doctor first if you have any medical concerns.
- **Prepare medications** for fever reduction, colds, and diarrhea.

Before or During the trip

- Maintain a balanced diet, get enough rest, avoid excessive stress, and pay attention to personal hygiene
- **Bring a certain quantity of medications** for fever reduction, colds, and diarrhea.

physical discomfort

- Seek medical attention and follow the doctor's advice before deciding whether to continue.
- Notify teachers or the tour leader/guide immediately during the trip.
- Seek medical attention immediately and inform your doctor/school/the tour guide.

Suspected infectious disease outbreak

- Care for the patient first and immediately isolate them
- Send them to the hospital if needed
- Rest in a hotel
- Report to the EDB

Travel tips for health and hygiene

- Before travelling, visit the Hong Kong Travel Health Service website (https://www.travelhealth.gov.hk/tc_chi/index.html) for the latest epidemic information and health tips, as well as health recommendations such as vaccinations.
- Bring tissues, 70%-80% alcohol-based hand sanitizer, and a mask.
- If travelling to areas affected by dengue fever, bring insect repellent containing DEET.



Centre for Health Protection
Department of Health
The Government of the Hong Kong Special Administrative Region



**Centre for Health
Protection**



**Facebook of Centre for Health
Protection**

Travel tips for health and hygiene

Food hygiene

- Patronize reliable and licensed restaurants.
- Ensure food is thoroughly cooked and avoid eating raw or undercooked seafood.
- Drink boiled water.
- Wash your hands before and after meals.

Mosquito-Borne Diseases

- Wear loose-fitting, light-colored, long-sleeved tops and long pants.
- Stay in air-conditioned accommodations or areas with mosquito nets.
- Apply insect repellent containing DEET to exposed skin and clothing.

Preventing viral gastroenteritis

- Keep your hands clean at all times.
- Clean vomitus and faeces with gloves and a surgical mask, and wash your hands thoroughly afterwards.
- Avoid areas contaminated by vomitus or crowded places.

Animals or birds

- Avoid wet and live poultry markets or farms.
- Practice hand hygiene regularly.
- Eat thoroughly cooked eggs and poultry.
- If bitten by an animal, seek medical attention immediately and receive appropriate vaccinations.

1. In addition to DEET, other insect repellents with different active ingredients are available on the market, including IR3535 and icaridin (also known as Picaridin). When using insect repellents, be sure to follow the instructions and precautions on the product label.
2. Alcohol is not effective in killing norovirus, and alcohol-based hand sanitizers cannot replace hand washing with soap and water.

Travel Documents

Please check and bring all your documents on the departure day

- If students fail to bring their documents, they will be refused entry
- Please double-check whether you have brought all relevant documents before the trip, for

example:

Age	Hong Kong Permanent Resident	HK Resident (Residing for less than 7 years)
Students reach the age of 11	(1) Hong Kong Juvenile Identity Card (with photo) (2) Mainland Travel Permit for Hong Kong and Macau Residents	(1) Hong Kong Juvenile Identity Card (with photo) (2) HKSAR Document of Identity for Visa Purposes (DI) (3) Mainland Travel Permit for Hong Kong and Macau Residents
Students under the age of 11	(1) Hong Kong Juvenile Identity Card (without photo) or HKSAR Re-entry Permit (2) Mainland Travel Permit for Hong Kong and Macau Residents (3) Identification document with photo issued by the HK Immigration Department (such as SAR passport)	(1) Hong Kong Juvenile Identity Card (without photo) or HKSAR Re-entry Permit (2) HKSAR Document of Identity for Visa Purposes (DI) (3) Mainland Travel Permit for Hong Kong and Macau Residents (4) Identification document with photo issued by the HK Immigration Department (such as SAR passport)

Students without Chinese nationality

- (1) a valid passport (at least six months before expiration)
(If you hold a new passport, please bring your old passport with a Hong Kong visa at the same time)
- (2) a China Visa or
- (3) Mainland Travel Permit for Hong Kong and Macau Residents (NCS)



- Parents should keep copies of travel documents
- Teachers will keep the original and copies of students' travel documents during the trip
- Please submit your travel documents to your teacher on or before 7 January 2026 (Wednesday)

Boarding Instructions



Strictly prohibited

- Dangerous goods (weapons, imitation guns, drugs, cough syrup containing codeine)
- Fresh food/animal and plant products (meat, fruit, vegetables, seeds, bird's nest, animal products)
- Infringing/sensitive goods (counterfeit goods, pirated goods, sensitive books, publications, audio and video materials, and items easily mistaken for prohibited items such as toy guns)



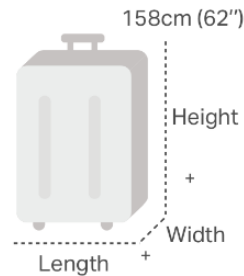
Restricted items

- Lithium battery & Power Bank (External Power Banks)
Backpack only! Not allowed in checked luggage!
Energy $\leq 100\text{Wh}$ (permitted) ; 100-160Wh (Airline approval required) (limit of two)
Power banks must be clearly labelled with the **3C mark!**
Power banks are prohibited throughout the flight! (**No charging, no use, no storage in the overhead bins**)
- Liquids/Sprays (backpack):
Single bottles $\leq 100\text{ml}$, put in a clear resealable bag
Liquids/sprays over 100ml → **Checked luggage**
- sharp or bladed objects (knife, scissors, razor blade, pointed comb or cross-key) **Checked luggage**

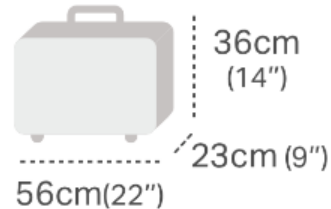


Luggage Recommendation (Cathay Pacific)

1 piece (checked luggage) 23kg + 1 piece (hand-carried luggage) 7kg



Total length, width
and height:
158 cm / 62 in



36cm x 23cm x 56cm
14" x 9" x 22"
Includes wheels, handles,
and side pockets



a backpack
for daily use








40cm x 15cm x 30cm
16" x 6" x 12"
Includes wheels, handles, and
side pockets
Stows under the seat in front

- 💡 Tips:
- Be sure to check the latest airline and mainland regulations before departure!
 - Keep valuables, documents, and medications with you!
 - Not sure if you can bring anything? Better not to bring it!
 - Put your umbrella in the checked luggage.
 - Put a name tag on the suitcase with a luggage lock.

Weather and clothing recommendations

The average temperature (reference only)

城市 City	西安 Xi'an
最高 Highest	5°C
最低 Lowest	-5°C

11	12	13	14	15	16	17
						
6° -3°	7° -1°	7° -2°	4° -3°	3° -7°	3° -7°	3° -6°

<https://www.accuweather.com/en/cn/xian/106566/january-weather/106566?year=2026>

Please dress according to the weather and the school's requirements.

Bad Weather Arrangements

Red or Black Rainstorm Warning Signal / Tropical Cyclone Warning Signal No. 8 or above:

- > Pay close attention to weather forecasts /special reports from radio or television stations on the day of departure.
- > If there is no cancellation notice, you must assemble on time even if a Gale or Storm Signal No. 8 or a Red or Black Rainstorm Warning is hoisted. Pay attention to safety and prepare in advance.
- > The tour leader or staff will maintain communication with the school. If a change or cancellation is decided, the teacher will notify the students.

Remarks: Please pay attention to the local weather report before departure.

For details, please visit China Meteorological Network: <http://en.weather.com.cn>

Medication

Bring your own medication as needed (e.g., for colds, vomiting, flu, stomachache, dizziness, etc.)

If you need to take medicine for a long time, please prepare enough medicine prescribed by a doctor

Do not take medications provided by others.

Participants should not provide medications to one another.

Bring their own car sickness pills and vomit bags, and avoid drinking milk or eating cold food before boarding the bus



No medicine will be provided during the tour.

Pre-trip preparation (power supply, currency, communication)

Power supply

- ❑ Required: Adapter plug
- ❑ (two-prong or three-prong flat plug, depending on the region and hotel)



Currency



- ❑ Cash: We recommend bringing ≤¥300 in RMB (pre-exchange in Hong Kong, with small denominations for pocket money).
- ❑ Electronic Payment: We recommend using WeChat Pay or Alipay (set up before departure).

Communication

- ❑ Primary Communication: WeChat (**WhatsApp is unavailable** in mainland China. Register/log in to a **WeChat account before departure.**)
- ❑ Internet Options:
 - Hong Kong Prepaid Data SIM Card: The most reliable way to use WhatsApp (purchase before departure)
 - Mainland China Wi-Fi: Some require a mainland mobile phone number/WeChat account for verification, so that reception may be unstable.

Parents should be responsible for setting up the usage of the Data SIM card for communication with parents. Teachers will not be responsible for setting up.

Memo List

Travel Documents

- ❑ HKID, HK Passport, Re-entry Permit
- ❑ Permit Card (*Still valid on the return day)
- ❑ Passport & Visa (* If applicable)
- ❑ Photocopies of the above documents

Valuables

- ❑ RMB (recommended not more than 300 yuan)
- ❑ Mobile phone and phone /data card
- ❑ Watch
- ❑ Medicine(for carsickness, Gastrointestinal, colds, fever-reducing, etc.)

Hygiene products

- ❑ Towel, toothpaste, toothbrush, comb
- ❑ Shower gel, shampoo, conditioner
- ❑ Disinfectant hand soap, paper towels, wet wipes, masks

Others

- ❑ Stationery, study booklets, notebooks
- ❑ Travel adapter, charger/spare batteries, 3C power bank
- ❑ Thermos, water bottle
- ❑ Backpack or suitcase

Clothing

- The average daily high temperature of Xi'an in January is around 5°C and the average nightly low temperature is -5°C.
- Prepare yourself and bring warm clothing such as a down jacket, gloves and a hat to stay warm outdoors.

Date	Outerwear	Accessories	Change of Clothes
13/1/2026	<ul style="list-style-type: none"> Light brown or green down jacket, School Winter PE Uniform, School Winter Jacket with fleece jacket 	Things to bring with you: 1. A scarf, a knitted hat, gloves (use a small bag to keep them) 2. An umbrella 3. Tissue paper	1. Underwear (3 sets) 2. Thermal long underwear (2 sets) 3. Pyjamas (1 set) 4. Long socks (3 pairs) 5. Slippers (1 pair) 6. White sports shoes (1 pair) (Anti-slip and moisture-proof) 7. A Bath Towel 8. A Toothbrush and paste 9. A Thermos cup/water bottle 10. School PE uniforms (2 sets)
14/1/2026	<ul style="list-style-type: none"> Light brown or green down jacket, School winter PE uniform, School winter jacket with fleece jacket 		
15/1/2026	Light brown or green down jacket, School winter jacket with fleece jacket, School winter PE uniform		
16/1/2026	School Winter PE Uniform, School Winter Jacket with fleece jacket		



Down jacket



Winter jacket



Fleece jacket



Thermal long underwear



A small bag



Pyjamas

Safety Rules

Personal safety

- Do not disclose your personal information to strangers
- Always follow the team
- Do not leave the event location without permission or act alone
- Stop when taking photos
- No looking at mobile phones while walking. No climbing dangerous spots.
- Students should refrain from playing mobile games during the trip.

Fire safety

- △ Immediately check the location of emergency exits and stairways upon check-in.
- △ Do not play with fire in the room.
- △ Use electrical appliances safely.

- Remember the meeting time and location and arrive 15 minutes before the meeting time



Traffic safety

- △ Pay special attention to the movements of vehicles around you before getting on and off the bus.
- △ You must wear a seat belt when driving.
- △ Strictly follow the traffic light instructions when crossing the road.
- △ Do not walk around in the car at will.

Visit and exchange

- △ You must observe discipline and be punctual.
- △ Please actively participate in all activities and no excuses for absences.
- △ Please maintain a team spirit and cooperate with others.
- △ When interacting and communicating, be proactive, friendly, and open.

Emergency Response Guidelines !

Situation	Action
Lost documents	➤ Report Team Leader/Teacher immediately ➤ Call the HK Immigration Dept [852] 1868
Accident/incident	➤ Mainland police hotline: 110 Fire alarm 119 Medical emergency 120 Traffic accident alarm 122
Robbery/assault	➤ Report to the local police first ➤ Contact the tour leader and the EDB simultaneously
Needing medical assistance/support	➤ Contact the tour leader ➤ See a doctor ➤ Keep the medical receipt ➤ Call the insurance company support center ➤ Return to Hong Kong application



 Participants should abide by laws and social ethics while travelling or staying in Mainland China.

Wireless navigation receiver



- When visiting museums and the sister school, a "Wireless navigation receiver" might be used.
- If it is **lost or damaged, a compensation of HK\$200 will be required.**
- Teachers and students can bring their own 3.5mm earphones

04

Travel Insurance



Chubb Insurance Hong Kong Limited

1

Group Comprehensive Travel Insurance

Medical Benefit (maximum HK\$300,000)
Worldwide Emergency Assistance
(including evacuation and repatriation)
Accidental Benefit (maximum
HK\$300,000)
Personal Liability Benefit (maximum
HK\$500,000)
Personal Effects Benefit (maximum
HK\$1,000) (excluding communication
equipment)
Trip Cancellation (maximum to the tour
price)

2

The compensation terms and final interpretation are subject to the insurance company

Schools, accompanying teachers, and parents of students should contact the organizing agency for details on the various benefits and coverage. The above comprehensive travel insurance only covers the basic needs of participants. Schools should remind accompanying teachers and students that they can purchase additional individual comprehensive travel insurance to cover unexpected events, such as trip curtailment or loss of luggage or personal belongings.

Chubb Insurance Hong Kong Limited

- Service Hotline: **(852) 31916800**
- Emergency Support: **(852) 37233030**

Arrangement of Withdrawal

- Only in exceptional circumstances, when a student is being granted sick leave with the provision of a registered medical certificate or is unable to depart as scheduled due to other important events with documentary proof, will the Education Bureau consider not withdrawing its funding for that student.
- If a student is unable to leave Hong Kong due to a lack of necessary documents or permits at the airport, such as a passport, a court-issued document, or a guardian's consent for departure, the fees paid will not be refunded. Sponsored students will be required to pay the full fare of HK\$4,375.
- Students who withdraw from the tour must also pay additional fees incurred due to the withdrawal. If the time is too urgent and there is no substitute student, the paid fees of the student who withdraws after the confirmation of the air ticket will not be refunded. The visa fee will not be refunded either.
- Note: The granted sick leave must cover the day of departure and be issued by a medical practitioner in Hong Kong.
- All doctor's visits, medical records, and receipts will not be accepted as cancellation documents, and the student will be required to pay the full fare of HK\$4,375.

05

Emergency Contact



Emergency Contact



Huachang

Ms Leung

(852) 2116 3775

(852) 3962 2803



Teacher in charge

Ms Cheung

(852) 5376 1038

wxid_ci0a4am39bz022



LCU

(852) 2386 8049



The background features a teal gradient with stylized illustrations of books and papers. In the top left, a yellow book is partially visible. In the top right, a stack of white papers is shown. In the bottom left, a red book is depicted. In the bottom right, a purple book is shown. The central text is prominently displayed in a large, bold, purple font.

Have a Pleasant Trip !

Huachang International Exchange Centre